











Code F3154/R256

EXPOSED MECHANICAL BATH MIXER WITH SHOWER COLUMN, SHOWERHEAD AND SHOWER SET

- adjustable height column
- n. 2 eccentric couplings 1/2"
- brass showerhead Ø 250 mm
- **ABS handles**
- handshower with antilimestone nozzles
- chromalux flexible hose 1500 mm

Finishing

-  CHROM
CR
-  HL
-  HS
-  ZL
-  ZS
-  BRUSHED NICKEL
SN
-  BLACK CHROME
CN
-  BRUSHED BLACK CHROME
CS
-  WHITE MATT
BS
-  BLACK MATT
NS
-  GOLD
OR
-  BRUSHED GOLD
OS

IMAGE



See the general sales conditions in our current pricelist