









Code F5305/2

EXPOSED SHOWER TAP WITH SHOWER COLUMN, SHOWERHEAD AND SHOWER SET MAXIMA

- adjustable height column
- n. 2 eccentric couplings 1/2"
- handshower with antilimestone nozzles
- brass showerhead Ø 250 mm with antilimestone nozzles
- diverter
- chromalux flexible hose 1500 mm

Finishing

-  CHROM
CR
-  HL
-  HS
-  BRUSHED NICKEL
SN
-  BLACK CHROME
CN
-  BRUSHED BLACK CHROME
CS
-  WHITE MATT
BS
-  BLACK MATT
NS

IMAGE



See the general sales conditions in our current pricelist

