

Code F5609E1

SINGLE LEVER BATH AND SHOWER MIXER FOR CONCEALED INSTALLATION




- **COVER TO BE ORDERED SEPARATELY**
- exposed part only
- metal plate
- **built-in part to be ordered separately**

IMAGE















See the general sales conditions in our current pricelist

Texture

-  H COLLECTION
-  V COLLECTION
-  X COLLECTION

Finishing

-  CHROM
CR
-  HL
-  HS
-  ZL
-  ZS
-  BRUSHED NICKEL
SN
-  BLACK CHROME
CN
-  BRUSHED BLACK CHROME
CS
-  WHITE MATT
BS
-  BLACK MATT
NS
-  GOLD
OR
-  BRUSHED GOLD
OS

PRODUCTS NEEDED TO BE ORDERED SEPARATELY

[C1](#)



[Built-in part](#)

