

Code F3809E1

**SINGLE LEVER BATH AND SHOWER MIXER
FOR CONCEALED INSTALLATION**













- exposed part only
- metal plate
- **built-in part to be ordered separately**

IMAGE



See the general sales conditions in our current pricelist

Finishing

-  CHROM
CR
-  HL
-  HS
-  ZL
-  ZS
-  BRUSHED NICKEL
SN
-  BLACK CHROME
CN
-  BRUSHED BLACK CHROME
CS
-  WHITE MATT
BS
-  BLACK MATT
NS
-  GOLD
OR
-  BRUSHED GOLD
OS

PRODUCTS NEEDED TO BE ORDERED
SEPARATELY

Built-in part

