

Code F3809E1

SINGLE LEVER BATH AND SHOWER MIXER FOR CONCEALED INSTALLATION













- exposed part only
- metal plate
- **built-in part to be ordered separately**

IMAGE



See the general sales conditions in our current pricelist

Finishing

-  CHROM
CR
-  HL
-  HS
-  ZL
-  ZS
-  SN BRUSHED NICKEL
-  CN BLACK CHROME
-  CS BRUSHED BLACK CHROME
-  BS WHITE MATT
-  NS BLACK MATT
-  OR GOLD
-  OS BRUSHED GOLD

PRODUCTS NEEDED TO BE ORDERED SEPARATELY

Built-in part

