


Code F3121WZX9



## WALL MOUNTED WASH BASIN MIXER

- exposed part only
- maximum flow rate at 3 bar: 5 l/m
- spout 250 mm
- 1"1/4 brass click clack waste
- metal plates
- **built-in part to be ordered separately**

## IMAGE



## Finishing

-  CHROM  
CR
-  HL
-  HS
-  ZL
-  ZS
-  BRUSHED NICKEL  
SN
-  BLACK CHROME  
CN
-  BRUSHED BLACK CHROME  
CS
-  WHITE MATT  
BS
-  BLACK MATT  
NS

## PRODUCTS NEEDED TO BE ORDERED SEPARATELY

[Built-in part](#)



See the general sales conditions in our current pricelist