

Codice F5305

GRUPPO DOCCIA ESTERNO CON SET DOCCIA

- n.2 raccordi eccentrici 1/2"
- supporto doccia
- doccia con ugelli anticalcare
- flessibile chromalux 1500 mm

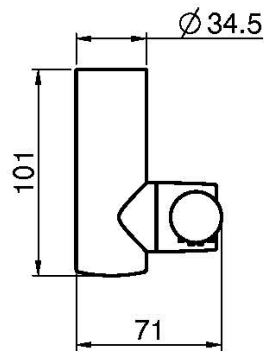
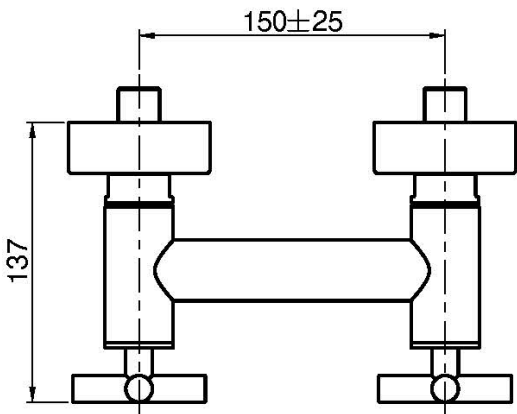
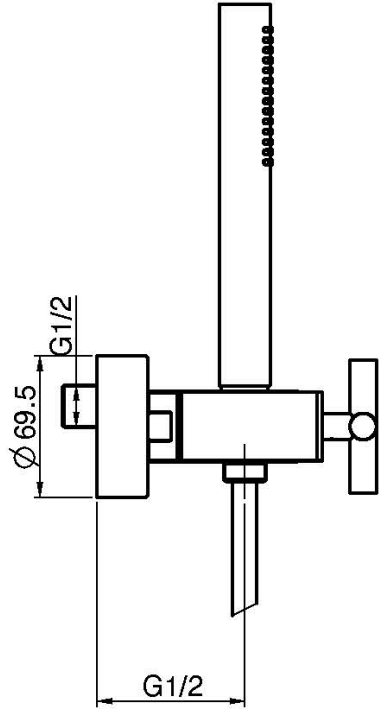
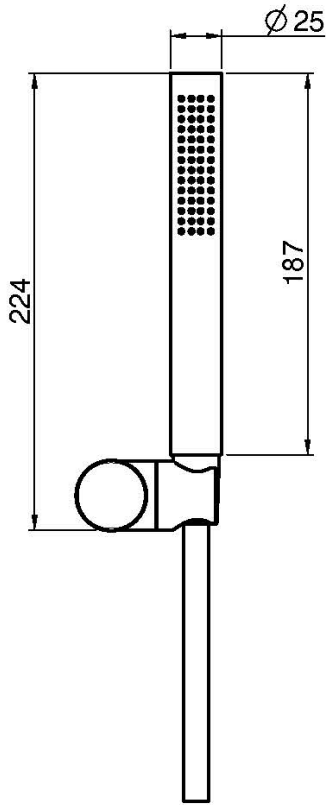
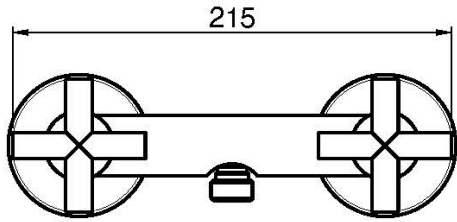
Finiture

-  CROMO
CR
-  HL
-  HS
-  NICKEL SPAZZOLATO
SN
-  CROMO NERO
CN
-  CROMO NERO SPAZZOLATO
CS
-  BIANCO OPACO
BS
-  NERO OPACO
NS

IMMAGINE



Vedere le condizioni generali di vendita presenti sul nostro listino in vigore



This drawing is the property of FIMA Carlo Frattini. Any complete or partial reproduction, or any transmission to third party without FIMA Carlo Frattini authorization is forbidden.